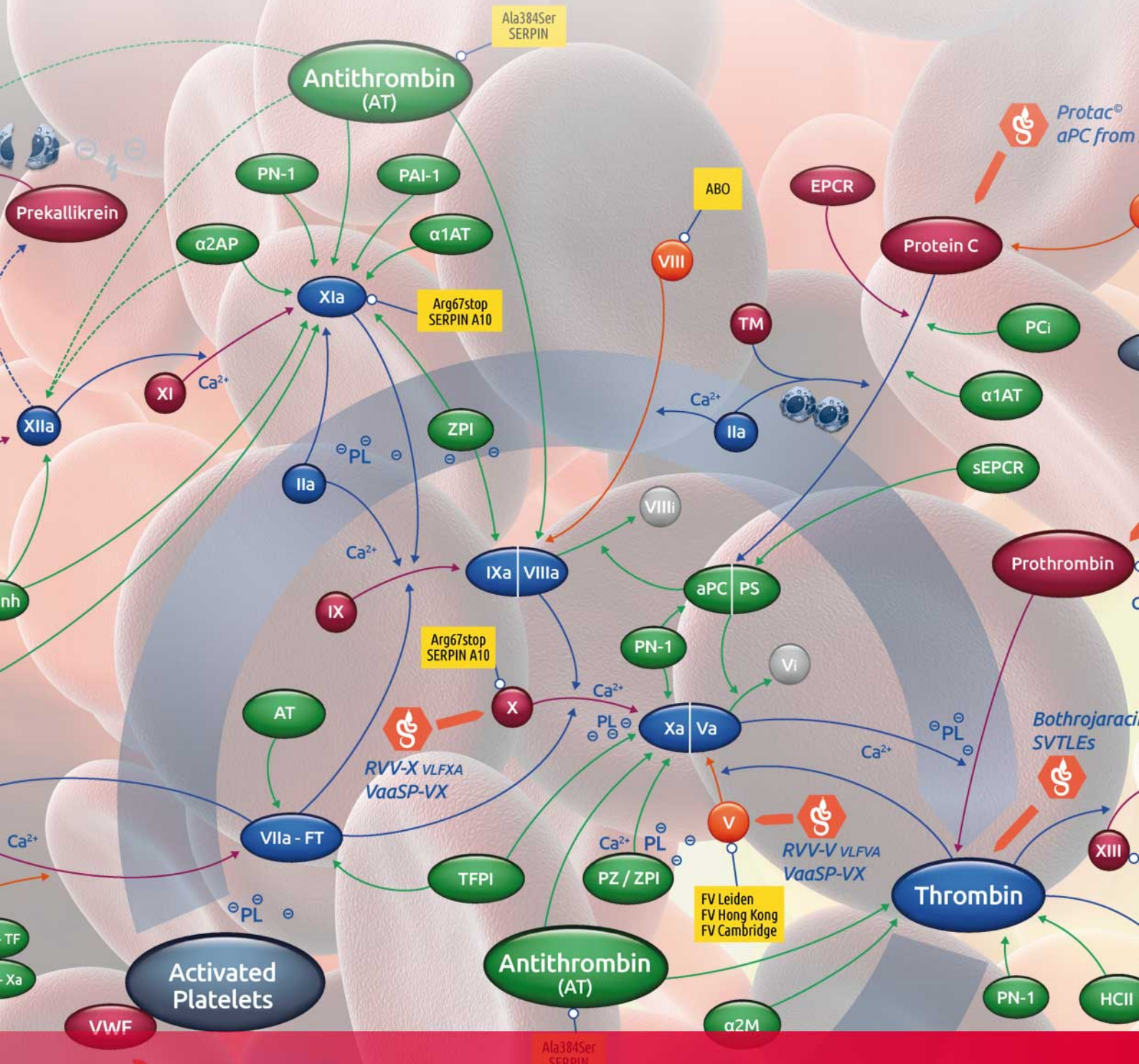


# Cryopep

Cryogenics at the service of haemostasis



## MONOCLONAL ANTIBODIES

Edition of 2024-04-11 15:04:34

way

Endothelial Cells



Bilinesin  
Convulxin  
Echicetin  
EMS16

Mucetin  
Rhodocytin  
Sochicetin-A  
Triwaglerin

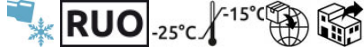
# MONOCLONAL ANTIBODIES

## Anti-thrombin

Mouse monoclonal antibody anti-human thrombin, IgG1



Ref	Format
9-AHT-5020	100 µg

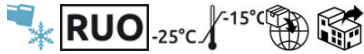


## Anti-Factor V

Mouse monoclonal antibody anti-bovine FV, IgG1, ABV-5105



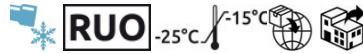
Ref	Format
9-ABV-5105	100 µg



Mouse monoclonal antibody anti-bovine FV, IgG1, ABV-5103



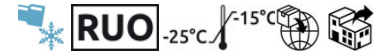
Ref	Format
9-ABV-5103	100 µg



Mouse monoclonal antibody anti-bovine FV, IgG1, ABV-5104



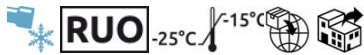
Ref	Format
9-ABV-5104	100 µg



Mouse monoclonal antibody anti-bovine FV, IgG1, ABV-5106



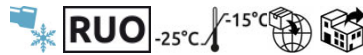
Ref	Format
9-ABV-5106	100 µg



Mouse monoclonal antibody anti-bovine FV, IgG1, ABV-5107



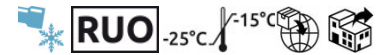
Ref	Format
9-ABV-5107	100 µg



Mouse monoclonal antibody anti-human FV, IgG, AHV-5102



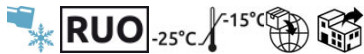
Ref	Format
9-AHV-5102	100 µg



Mouse monoclonal antibody anti-human FV, IgG, AHV-5108



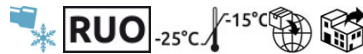
Ref	Format
9-AHV-5108	100 µg



Mouse monoclonal antibody anti-human FV, IgG, AHV-5146



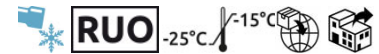
Ref	Format
9-AHV-5146	100 µg



Mouse monoclonal antibody anti-human FV, IgG1, AHV-5101



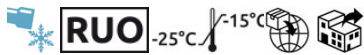
Ref	Format
9-AHV-5101	100 µg



Mouse monoclonal antibody anti-human FV, IgG1, AHV-5110



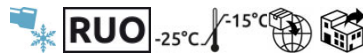
Ref	Format
9-AHV-5110	100 µg



Mouse monoclonal antibody anti-human FV, IgG1, AHV-5112



Ref	Format
9-AHV-5112	100 µg

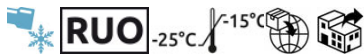


## Anti-Factor VII

Mouse monoclonal antibody anti-human FVII, IgG1



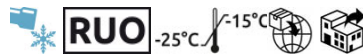
Ref	Format
9-AHVII-5031	100 µg



Rat monoclonal antibody anti-mouse FVII



Ref	Format
9-AMVII-9031	100 µg



# MONOCLONAL ANTIBODIES

## Anti-Factor VIIa

Murine monoclonal antibody against human FVIIa

IgG



Ref	Format
11-2282	200 µg



## Anti-Factor VIII

Murine monoclonal antibody against human FVIII, heavy chain, clone ESH-5



Ref	Format
26-ADGESH-5	1 x 0,5 mg



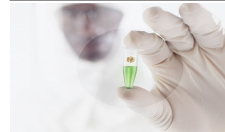
Murine monoclonal antibody against human FVIII, light chain, clone ESH-4



Ref	Format
26-ADGESH-4	1 x 0,5 mg



Murine monoclonal antibody against human FVIII, light chain, clone ESH-8



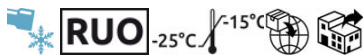
Ref	Format
26-ADGESH-8	1 x 0,5 mg



Mouse monoclonal antibody anti-human FVIII, IgG1



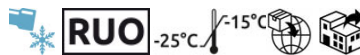
Ref	Format
9-AHVIII-5025	100 µg



Rat monoclonal antibody anti-mouse FVIII



Ref	Format
9-AMVIII-9035	100 µg

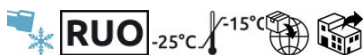


## Anti-Factor IX

Mouse monoclonal antibody anti-human Factor IX, IgG1



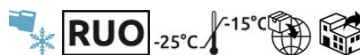
Ref	Format
9-AHIX-5041	100 µg



Rat monoclonal antibody anti-mouse activated Factor IX (FIXa)



Ref	Format
9-AMIXA-9041	100 µg
9-AMIXA-9042	100 µg

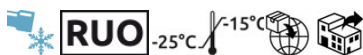


## Anti-Factor X

Mouse monoclonal antibody anti-bovine Factor X, IgG1



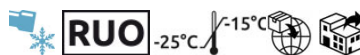
Ref	Format
9-ABX-5051	100 µg



Mouse monoclonal antibody anti-human Factor X, IgG1



Ref	Format
9-AHX-5050	100 µg



Rat monoclonal antibody anti-mouse Factor X, heavy chain



Ref	Format
9-AMX-9051	100 µg



Rat monoclonal antibody anti-mouse Factor X, heavy chain FX/FXa



Ref	Format
9-AMX-9050	100 µg



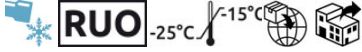
## Anti-Factor XI

Mouse monoclonal antibody anti-human Factor XI,

IgG



Ref	Format
9-AHXI-5061	100 µg



## Anti-Gamma Carboxylglutamyl (Gla) residues

Murine monoclonal antibody

anti-gamma-carboxylglutamyl (Gla) residues



Ref	Format
11-3570	0.5 mg



## Anti-scu-PA (Single chain urokinase plasminogen activator)

Mouse monoclonal antibody anti-scu-PA, 1scu-PA,

IgG1



Ref	Format
4-TC21393	500 µg



Mouse monoclonal antibody anti-scu-PA, 14scu-PA,

IgG1



Ref	Format
4-TC21293	500 µg



Mouse monoclonal antibody anti-scu-PA, 35scu-PA,

IgG1



Ref	Format
4-TC21283	500 µg



Mouse monoclonal antibody anti-scu-PA, PUK



Ref	Format
4-TC21383	500 µg



## Anti-prothrombin

Mouse monoclonal antibody anti-human

prothrombin, IgG2a



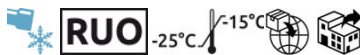
Ref	Format
9-AHP-5013	100 µg



Rat monoclonal antibody anti-mouse prothrombin



Ref	Format
9-AMP-9013	100 µg

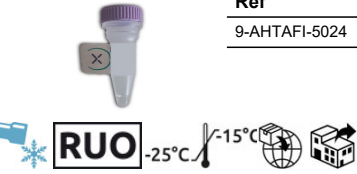


# MONOCLONAL ANTIBODIES

## Anti-TAFI


Mouse monoclonal antibody anti-human TAFI  
activated, IgG1

Ref	Format
9-AHTAFI-5024	100 µg



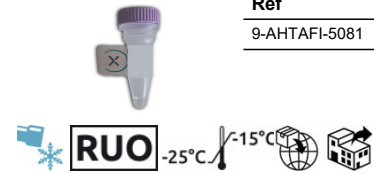
Mouse monoclonal antibody anti-human TAFI  
purified, IgG1

Ref	Format
9-AHTAFI-5026	100 µg



Mouse monoclonal antibody anti-human TAFI, IgG2b


Ref	Format
9-AHTAFI-5081	100 µg



## Anti-vitronectin

Mouse monoclonal antibody anti-vitronectin, 2VN,  
IgG


Ref	Format
4-TC21511	500 µg



## Anti-fibrin

Murine monoclonal antibody anti-human fibrin  
β-chain (IgG1)


Ref	Format
11-350	0.5 mg



## Anti-fibronectin

Mouse monoclonal antibody anti-fibronectin, 2FN,  
IgG

Ref	Format
4-TC21223	500 µg



Mouse monoclonal antibody anti-fibronectin, 6FN,  
IgG2a

Ref	Format
4-TC21243	500 µg



## Anti-plasminogen activator inhibitor type-1 (PAI-1)

Mouse monoclonal antibody anti-human PAI-1, 1PAI,  
IgG2b

Ref	Format
4-TC21163	500 µg



Mouse monoclonal antibody anti-human PAI-1, 3PAI,  
(IgG2b)

Ref	Format
4-TC21173	500 µg



Mouse monoclonal antibody anti-human PAI-1, 5PAI,  
(IgG1)

Ref	Format
4-TC21193	500 µg

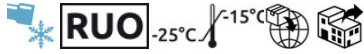


## Anti-TFPI

Anti-human Tissue Factor Pathway Inhibitor, IgG



Ref	Format
9-AHTFPI-5138	100 µg



## Anti-Protein C inhibitor

Mouse monoclonal antibody anti-protein C inhibitor, 4PCI, (IgG1)



Ref	Format
4-TC21353	500 µg

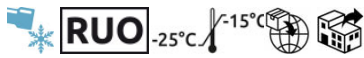


## Anti-osteocalcin

Mouse monoclonal antibody anti-bovine osteocalcin, IgG1



Ref	Format
9-ABOC-5021	100 µg



## Anti-urokinase type plasminogen activator (u-PA)

Murine monoclonal antibody against human uPA



Ref	Format
26-ADG3689	1 x 250 µg



Mouse monoclonal antibody anti-human u-PA, 4UK, IgG1



Ref	Format
4-TC21063	500 µg



## Anti-osteonectin

Mouse monoclonal antibody anti-human osteonectin (IgG1)



Ref	Format
9-AON-5031	100 µg




# MONOCLONAL ANTIBODIES

## Anti-tissue type plasminogen activator (t-PA)

Mouse monoclonal antibody anti-t-PA (epitope kringle 2 domain) 7VPA, (IgG1)

Ref	Format
4-TC21053	500 µg



Mouse monoclonal antibody anti-t-PA, (IgG1)

Ref	Format
4-TC21023	500 µg



Mouse monoclonal antibody anti-t-PA (epitope on the light chain) 2VPa, (IgM)


Ref	Format
4-TC21013	500 µg



## Anti-plasminogen

Rat monoclonal antibody anti-mouse plasminogen

Ref	Format
9-AMPG-9130	100 µg



Mouse monoclonal antibody anti-human plasminogen, 1PG, IgG1

Ref	Format
4-TC21103	500 µg




Mouse monoclonal antibody anti-human plasminogen, 2PG, IgG1

Ref	Format
4-TC21113	500 µg



Mouse monoclonal antibody anti-human plasminogen, 4PG, IgG1

Ref	Format
4-TC21123	500 µg



Mouse monoclonal antibody anti-human plasminogen, 7PG, IgG1


Ref	Format
4-TC21133	500 µg



## Anti-α-2-antiplasmin

Mouse monoclonal antibody anti-α-2-Antiplasmin, 2AP, IgG1

Ref	Format
4-TC21083	500 µg



Mouse monoclonal antibody anti-α-2-Antiplasmin, 3AP, IgG1

Ref	Format
4-TC21093	500 µg



Mouse monoclonal antibody anti-α-2-Antiplasmin, 14AP, IgG2a

Ref	Format
4-TC21265	500 µg



Mouse monoclonal antibody anti-α-2-Antiplasmin, 7AP, IgG1

Ref	Format
4-TC21263	500 µg

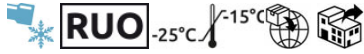


# MONOCLONAL ANTIBODIES

## Anti-protein C

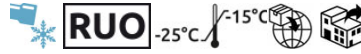
### Rat monoclonal antibody anti-mouse Protein C

Ref	Format
9-AMPC-9071	100 µg



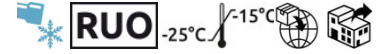
### Rat monoclonal antibody anti-mouse PC

Ref	Format
9-AMPC-9072	100 µg



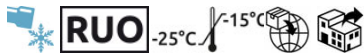
### Mouse monoclonal antibody anti-human protein C, IgG1

Ref	Format
9-AHPC-5071	100 µg



### Mouse monoclonal antibody anti-human protein C, IgG2b

Ref	Format
9-AHPC-5072	100 µg



## Anti-tissue Factor

### Monoclonal Antibody against Human Tissue Factor

Ref	Format
26-ADG4508	0.5 mg



### Anti-Tissue Factor (IgG) murine monoclonal antibody

Ref	Format
9-AHTF-5264	100 µg



### Murine monoclonal antibody anti-human tissue Factor, FITC conjugated

Ref	Format
11-4507CJ	50 µg
11-4508CJ	50 µg



### Murine monoclonal antibody anti-human tissue Factor, IIID8

Ref	Format
11-4509	0.5 mg



### Murine monoclonal antibody anti-human tissue Factor, IgG

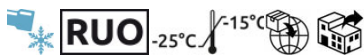
Ref	Format
11-4503	0.5 mg



## Anti-protein S

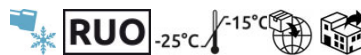
### Mouse monoclonal antibody anti-human protein S, IgG1

Ref	Format
9-AHPS-5092	100 µg



### Mouse monoclonal antibody anti-human protein S, IgG2b

Ref	Format
9-AHPS-5091	100 µg





## EXPLANATION FOR SYMBOLS USED



These kits are manufactured in accordance with the 98/79 EC directive for in vitro diagnostic devices. Only CE marked products can be used for diagnostic applications in Europe.



These kits are intended for in vitro diagnostic use.



These kits are for research use only and are not intended to be used for diagnostic procedures.

**FDA**

Federal Drug Administration, FDA validates diagnostic kits for in vitro diagnostic use in the United States.



Biological risk products



Storage between 2 and 8 ° C



Reactive in liquid form



Reactive in lyophilized form



Reactive in frozen form



Stability after opening at 2-8 ° C



Products that can be refrozen



Stability 12 months after refreezing at -20 ° C



Manufacturer



Importer



Distributor

# Your order

1

## To order, several possibilities

By telephone	+33(0)4 67 10 71 20
By fax	+33(0)4 67 10 71 21
By e-mail	contact@cryopep.com
By letter	CRYOPEP, 83 rue Yves Montand, 34 080 Montpellier, FRANCE

2

## Command Processing

We carefully pack frozen products in boxes with dry ice or cold packs according of the nature of the product.

To optimize the conditions of transport of our products, we ship our packages in dry ice only from Monday to Wednesday, except urgent customer requests.

All other orders for freeze-dried products are shipped from Monday to Friday.

3

## Transport

We work exclusively with carriers receiving ISO 9001 and CERTIPHARM certifications.

We guarantee timely delivery of all products.

During transportation, we follow all our shipments and, if necessary, call our customers to check that the packages have been received in the laboratory.

Visit our website : <https://www.cryopep.com>